

A guide to chronic respiratory diseases.

Discover AffloVest – the patient-preferred therapy that's comfortable, effective, and connected.



AFFLOVEST®

MOBILE AIRWAY CLEARANCE THERAPY

Tactile
MEDICAL®

Who is at risk for recurring pneumonia or frequent lung infections?

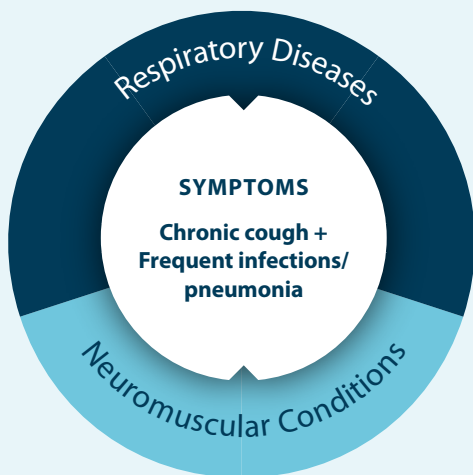
Many patients living with chronic respiratory and/or neuromuscular conditions often struggle to clear their airways. These patients cannot clear mucus secretions due to:

- Physiological changes to the airways caused by lung disease or infection
- Inability to cough effectively

Supporting your patients in overcoming these barriers can reduce their risk of complications, infections, and hospitalizations—helping them take control of their respiratory health.¹

Identifying at-risk patients can be challenging.

Overlapping symptoms can make chronic airway diseases hard to distinguish. Because each condition differently affects lung function, exacerbation risk, mortality, and treatment choices, a complete diagnosis is key to finding the right care and improving your patients' quality of life.²



Airway clearance therapy can help.

Airway clearance therapy is recommended for your patients with compromised ability to mobilize and clear airway secretions. By helping your patients breathe easier, this therapy can reduce the effects of airway obstruction, infection, and inflammation for those living with lung disease and recurring pneumonia.

What is high frequency chest wall oscillation (HFCWO)?

HFCWO, or vest therapy, is the cornerstone treatment for chronic respiratory conditions. It uses mechanical vibration to mobilize mucus so it can be removed by coughing or suction.

Reducing symptoms with HFCWO.

Studies show that HFCWO therapy improves lung function and quality of life, and reduces symptoms. HFCWO therapy is also proven to decrease hospitalizations, emergency visits, and antibiotic use.³

Our patented Direct Dynamic Oscillation™ technology utilizes eight oscillating motors to create individual pressure waves that target all lobes of the lungs. This technology was designed to mobilize secretions by mimicking manual chest physiotherapy.



HFCWO for bronchiectasis.

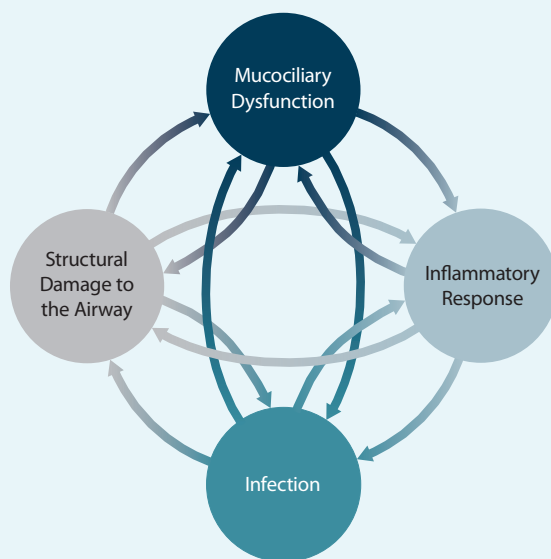
Bronchiectasis (BE) causes the airway walls to widen because of chronic inflammation, recurring pneumonia, and/or chest infections. It has been described as a “vicious vortex” due to a complex interplay of pathophysiologic steps (see below).⁵ BE can be challenging—it often presents similarly to COPD but the treatment strategies are not the same.

BE is an underdiagnosed condition requiring a CT scan to accurately diagnose and treat. Studies indicate that, of the 12+ million individuals in the U.S. living with COPD, 42% may also have BE.⁴ If you have a patient who presents with chronic cough and multiple pneumonias, consider a CT scan to look for bronchiectasis.

HFCWO therapy can help.

HFCWO therapy is a non-pharmaceutical way to clear excess mucus from the lungs and airways. It can ease coughing, reduce infections, and help prevent further airway damage – giving patients a better chance at improved breathing and quality of life.

The Vicious Vortex of Bronchiectasis⁵



HFCWO for neuromuscular diseases.

Patients with neuromuscular diseases have difficulty forming a cough due to respiratory muscle weakness and chest wall abnormalities.⁶ This ineffective coughing can lead to secretion retention, airway obstruction, inflammation, infection, and a struggle to breathe.

HFCWO therapy is a cornerstone technique in managing respiratory disorders associated with:

- Muscular Dystrophy (MD)
- Amyotrophic Lateral Sclerosis (ALS)
- Multiple Sclerosis (MS)
- Quadriplegia



Disorders of the Diaphragm.

When diaphragm function is compromised—by trauma, illness, or injury—patients may face eventration, weakness, or paralysis. These challenges can contribute to ineffective cough and inability to mobilize secretions.⁷⁻¹⁰

Myopathy.

Myopathies are diseases that affect the muscle fibers, and they can be inherited or acquired. They affect patients in different ways, and while they are more common in the proximal muscles, they can be present in respiratory muscles. Difficulty coughing and clearing secretions can result.

HFCWO therapy can help.

HFCWO therapy is indicated for patients who have clear documentation of a history of inability to clear secretions, a defined diagnosis, and have tried and failed other methods of treatment.

HFCWO for cystic fibrosis.

Cystic fibrosis (CF) is a genetic condition that causes damage to the lungs, digestive system, and other organs. Patients with CF produce thick, sticky mucus that traps germs and bacteria, which leads to infection and other respiratory complications.

Thanks to advances in pharmaceutical medicine, many individuals living with CF are able to better manage their respiratory health.

HFCWO therapy can help.

Airway clearance therapy, like HFCWO, is often used alongside medication to help loosen and move mucus – making it easier to clear and helping prevent infections.



It's so easy for me to strap it on and go cook dinner or get ready with my morning coffee. So it's not cutting into my day. It doesn't feel like a burden. I'm able to just add it into my already active lifestyle.

EMILY L.

LIVING WITH CYSTIC FIBROSIS



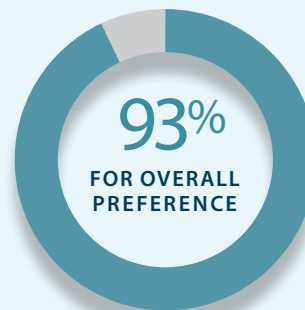
Experience the AffloVest difference.

Choose the vest patients prefer.¹¹

At-home airway clearance therapy only works if patients use it as prescribed. In a recent study, participants overwhelmingly preferred AffloVest mobile airway clearance therapy over bladder style vests.

AffloVest fits your patients' lifestyles.

AffloVest can be used at home, work, or on the go. Our HFCWO technology is easy to use and offers Wi-Fi and Bluetooth™ connectivity to track treatments. You patients will be able to breathe easier and enjoy everyday life.



AffloVest is preferred over bladder style vests for comfort, lifestyle and use around others.¹¹

Tactile Medical is a leader in developing at-home therapies for people suffering from underserved, chronic conditions including bronchiectasis, neuromuscular disorders, and cystic fibrosis by helping them live better and care for themselves at home.

Visit afflovest.com to prescribe our patient-preferred therapy.



Individual results may vary.

Indications/contraindications: Indications, contraindications, warnings, and instructions for use can be found in the product labeling supplied with each device.

Caution: Federal (U.S.) law restricts this device to sale by or on the order of a licensed healthcare practitioner.

References:

1. Foley B, Metcalfe H. Reduction in Antibiotic Use, Emergency Visits and Hospitalizations in COPD and Bronchiectasis Patients after Initiating AffloVest HFCWO Therapy. *RT Magazine*. January/February 2021.
2. Aksamit T, et al. Bronchiectasis and chronic airway disease: it is not just about asthma and COPD. *CHEST*. 2018;154(4):737-739.
3. Barto T, et al. Real-life experience with high-frequency chest wall oscillation vest therapy in adults with non-cystic fibrosis bronchiectasis. *Ther Adv Respir Dis*. 2020.
4. Ford ES, Murphy LB, Khavjou O, Holt JB, Croft JB. Total and State-Specific Medical and Absenteeism Costs of COPD Among Adults Aged 18 Years in the United States for 2010 and Projections Through 2020; *CHEST American College of Chest Physicians*; CDC; 2014.
5. Flume PA, Chalmers JD, Olivier KN. Advances in bronchiectasis: endotyping, genetics, microbiome, and disease heterogeneity. *Lancet*. 2018;392(10150):880–890. doi:10.1016/S0140-6736(18)31767–7.
6. Chatwin M, Toussaint M, Goncalvez MR, et al. Airway clearance techniques in neuromuscular disorders: a state of the art review. *Respiratory Medicine* 2018;136:98–110.
7. Ottenheijm, CA, Heunks, LM Dekhuijzen, RP Diaphragm adaptations in patients with COPD. *Respir Res* 9, 12 (2008).
8. Ganon, P, et al. Pathogenesis of Hyperinflation in Chronic Obstructive Pulmonary Disease. *Int. Journal Chronic Obstructive Pulmonary Disease*. 2014; 9:18–201.
9. McCool, F, et al. Dysfunction of the Diaphragm. *New England Journal of Medicine*. 2012; 366(10): 932–942 3.
10. Papaiwannou, A, et al. Asthma–Chronic Obstructive Pulmonary Disease Overlap Syndrome (ACOS): current literature *Review Journal of Thoracic Disease*. 2014; 6(s1):s146–s151.
11. Wetherby M, Dunn N, A Patient Preference Study of HFCWO. *RT Magazine*. May/June 2023. Study was conducted using the 5th generation AffloVest.

Tactile Medical

3701 Wayzata Blvd, Suite 300 Toll Free Tel: 800.575.1900
Minneapolis, MN 55416 USA Toll Free Fax: 866.569.1912 afflovest.com

Tactile
MEDICAL®